

# Introducing ZOOM LETTER VERSION 8

We would like to inform you that it is now possible to upgrade to the new version ZOOM LETTER 8, which offers a more modern environment and a range of practical improvements for working with templates and campaigns.

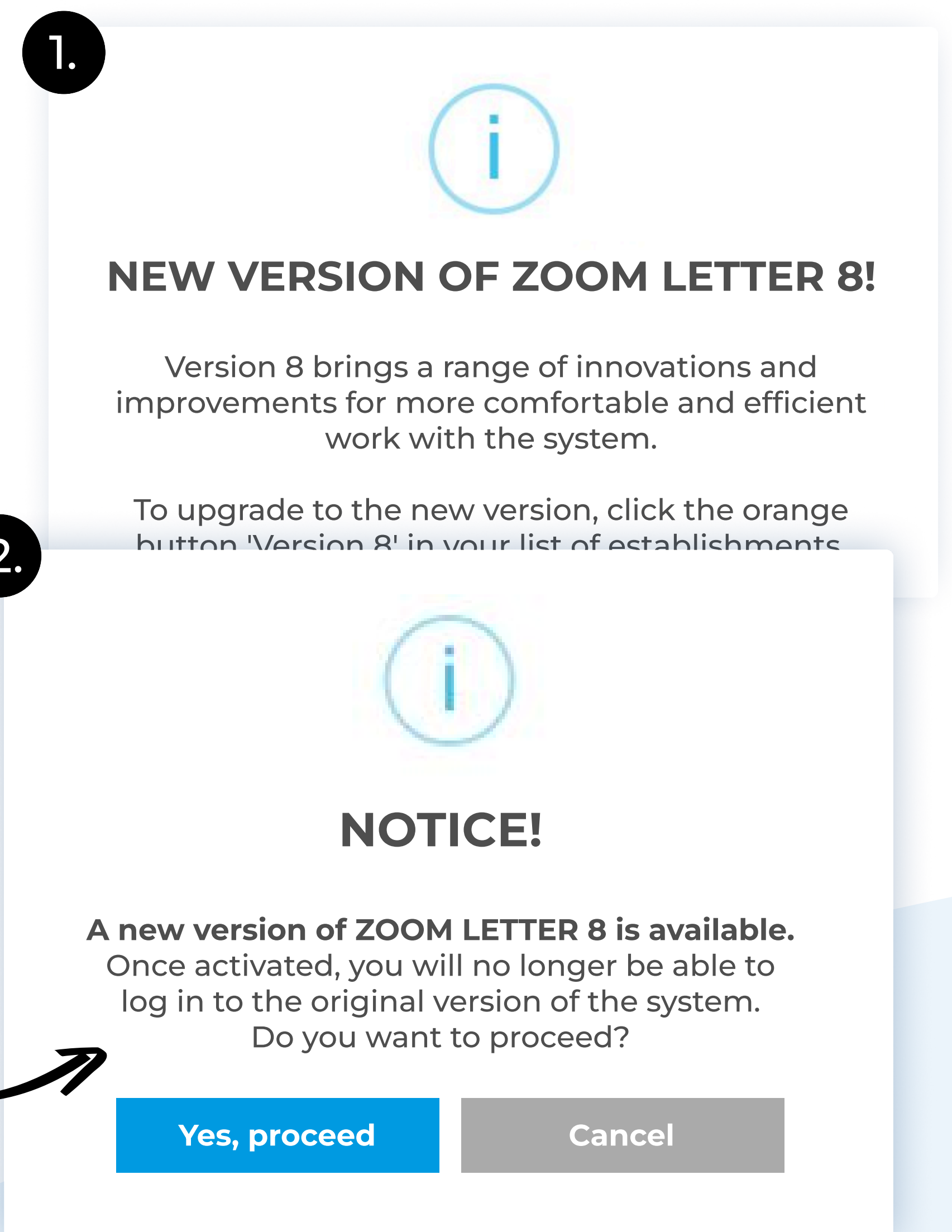
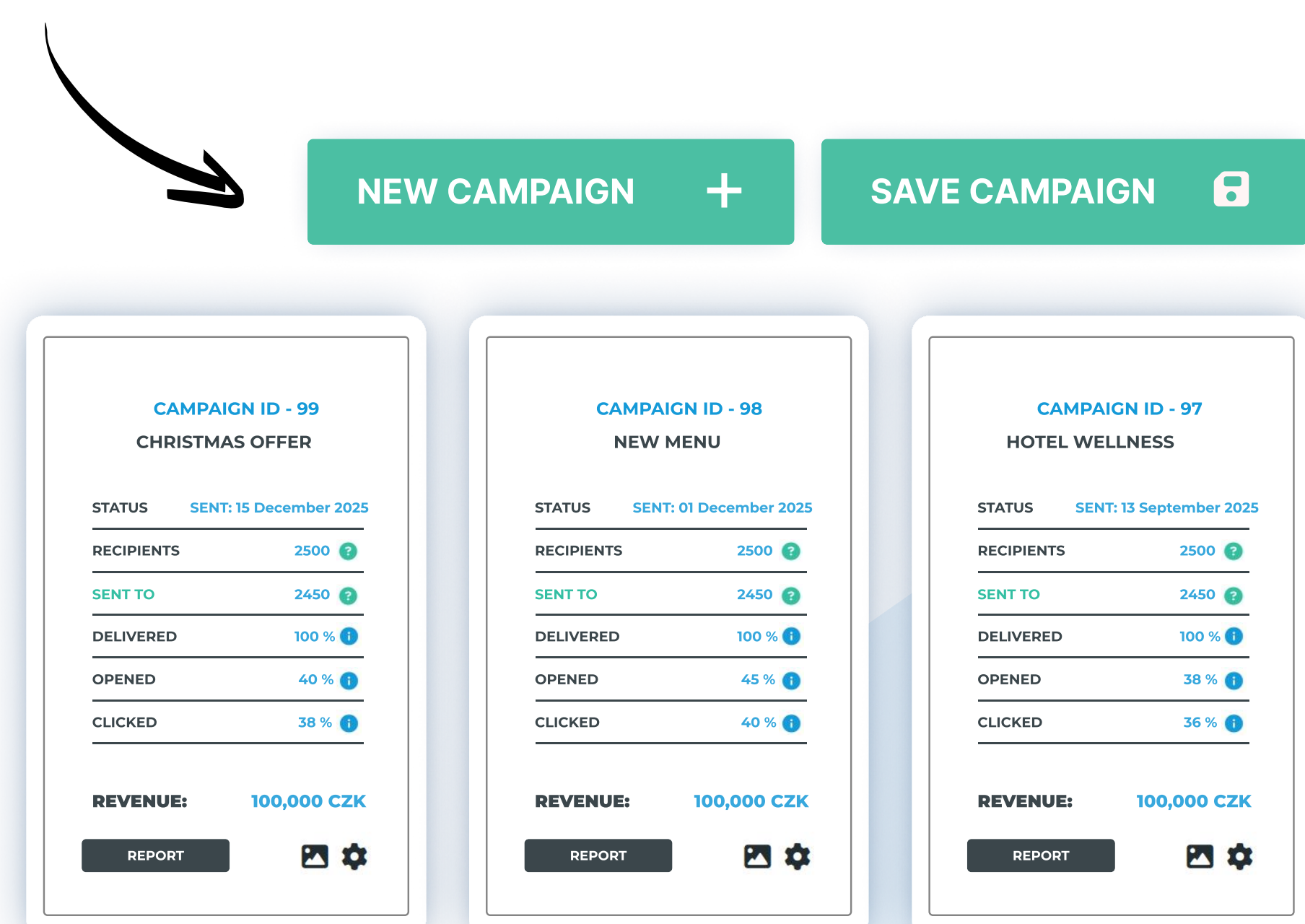

## How to upgrade from version 7 to version 8

After logging into ZOOM LETTER, a pop-up will appear with information about the option to upgrade to the new version.

In the list of establishments, you will find an orange button "Version 8". Clicking this button will start the update.

Before it is completed, another pop-up will appear, warning you about the irreversibility of this step.

By clicking the "Yes, continue" button, you will upgrade to version 8.



## Creating and saving new items

A significant change is the centralized creation/saving of items.

You can now create a new client, group, template, campaign, auto-campaign, etc., using the green button in the top right corner of the relevant section. You will find the save button in the same location.

## What will happen to your templates?

Your existing templates from version 7 will be preserved and will be marked with a red icon "Version 7" in the list.

If you wish to continue working with these templates, you must convert them to the new version 8.

To convert a template to the new version, simply click on the "Edit" option under the edit icon.

A pop-up window will then appear with information about the conversion; continue by clicking on the "Load template" button.

